


Ø 200

27,35

606FR195 MONOFAZNI

YWF4E-200-S-92/15-G

- Napon: 220V
- Struja: 0,21A
- Snaga: 40W
- Obrtaja: 1400/min
- Protok vazduha: 530m³/h
- Nivo buke: 45dBA




Ø 250

606FR079 MONOFAZNI

YWF4E-250-S-92/25-G

- Napon: 220V
- Struja: 0,23A
- Snaga: 50W
- Obrtaja: 1380/min
- Protok vazduha: 730m³/h
- Nivo buke: 55dBA




Ø 300

606FR135 MONOFAZNI

YWF4E-300-S-92/35-G

- Napon: 220V
- Struja: 0,42A
- Snaga: 85W
- Obrtaja: 1350/min
- Protok vazduha: 1664m³/h
- Nivo buke: 58dBA




Ø 315

606FR147 MONOFAZNI

YWF4E-315-S-92/35-G

- Napon: 220V
- Struja: 0,45A
- Snaga: 85W
- Obrtaja: 1350/min
- Protok vazduha: 1537m³/h
- Nivo buke: 60dBA




Ø 350

606FR136 MONOFAZNI

YWF4E-350-S-102/34-G

- Napon: 220V
- Struja: 0,65A
- Snaga: 140W
- Obrtaja: 1380/min
- Protok vazduha: 2270m³/h
- Nivo buke: 62dBA




Ø 350 - spori

606FR091 MONOFAZNI

YWF6E-350S-102/34-G

- Napon: 220V
- Struja: 0,68A
- Snaga: 80W
- Obrtaja: 1080/min
- Protok vazduha: 1840m³/h
- Nivo buke: 56dBA




Ø 400


606FR138 MONOFAZNI

YWF4E-400-S-102/47-G

- Napon: 220V
- Struja: 0,82A
- Snaga: 180W
- Obrtaja: 1380/min
- Protok vazduha: 3541m³/h
- Nivo buke: 68dBA



Ø




Ø 450

606FR139 MONOFAZNI

YWF4E-450-S-102/60-G

- Napon: 220V
- Struja: 1,20A
- Snaga: 250W
- Obrtaja: 1350/min
- Protok vazduha: 4620m³/h
- Nivo buke: 68dBA




Ø 450 - spori

606FR093 MONOFAZNI

YWF6E-450-S-102/60-G

- Napon: 220V
- Struja: 0,75A
- Snaga: 150W
- Obrtaja: 920/min
- Protok vazduha: 3220m³/h
- Nivo buke: 60dBA




Ø 500

606FR140 MONOFAZNI

YWF4E-500-S-137/35-G

- Napon: 220V
- Struja: 1,95A
- Snaga: 420W
- Obrtaja: 1300/min
- Protok vazduha: 6420m³/h
- Nivo buke: 72dBA




Ø 500 - spori

606FR198 MONOFAZNI

YWF6E-500-S-137/35-G

- Napon: 220V
- Struja: 1,15A
- Snaga: 230W
- Obrtaja: 900/min
- Protok vazduha: 4830m³/h
- Nivo buke: 68dBA




Ø 550

606FR193 MONOFAZNI

YWF4E-550-S-137/50-G

- Napon: 220V
- Struja: 2,55A
- Snaga: 550W
- Obrtaja: 1300/min
- Protok vazduha: 8010m³/h
- Nivo buke: 75dBA




Ø 550 - spori

606FR199 MONOFAZNI

YWF6E-550-S-137/50-G

- Napon: 220V
- Struja: 1,60A
- Snaga: 330W
- Obrtaja: 900/min
- Protok vazduha: 6320m³/h
- Nivo buke: 70dBA




Ø 600

606FR045 MONOFAZNI

YWF4E-600-S-137/70-G

- Napon: 220V
- Struja: 3,2A
- Snaga: 700W
- Obrtaja: 1360/min
- Protok vazduha: 10040m³/h
- Nivo buke: 78dBA




Ø 630

606FR051 MONOFAZNI

YWF4E-630-S-137/70-G

- Napon: 220V
- Struja: 3,5A
- Snaga: 750W
- Obrtaja: 1360/min
- Protok vazduha: 10860m³/h
- Nivo buke: 78dBA




Ø 300

606FR190 TROFAZNI

YWF4D-300S-92/35-G

- Napon: 380V
- Struja: 0,22A
- Snaga: 75W
- Obrtaja: 1380/min
- Protok vazduha: 1563m³/h
- Nivo buke: 58dBA




Ø 350

606FR041 TROFAZNI

YWF4D-350-S-102/34-G

- Napon: 380V
- Struja: 0,38A
- Snaga: 140W
- Obrtaja: 1380/min
- Protok vazduha: 2290m³/h
- Nivo buke: 62dBA




Ø 400

606FR042 TROFAZNI

YWF4D-400-S-102/47-G

- Napon: 380V
- Struja: 0,47A
- Snaga: 180W
- Obrtaja: 1380/min
- Protok vazduha: 3400m³/h
- Nivo buke: 68dBA




Ø 450

606FR043 TROFAZNI

YWF4D-450-S-102/60-G

- Napon: 380V
- Struja: 0,60A
- Snaga: 250W
- Obrtaja: 1360/min
- Protok vazduha: 4800m³/h
- Nivo buke: 68BA




Ø 500

606FR059 TROFAZNI

YWF4D-500-S-102/34-G

- Napon: 380V
- Struja: 0,9A
- Snaga: 450W
- Obrtaja: 1300/min
- Protok vazduha: 6570m³/h
- Nivo buke: 72dBA




Ø 500 - spori

606FR191 TROFAZNI

YWF6D-500-S-137/35-G

- Napon: 380V
- Struja: 0,55A
- Snaga: 230W
- Obrtaja: 900/min
- Protok vazduha: 4840m³/h
- Nivo buke: 68dBA




Ø 550

606FR141 TROFAZNI

YWF4D-550-S-137/50-G

- Napon: 380V
- Struja: 1,2A
- Snaga: 600W
- Obrtaja: 1300/min
- Protok vazduha: 8720m³/h
- Nivo buke: 75dBA




Ø 550 - spori

606FR142 TROFAZNI

YWF6D-500-S-102/34-G

- Napon: 380V
- Struja: 0,9A
- Snaga: 330W
- Obrtaja: 900/min
- Protok vazduha: 6430m³/h
- Nivo buke: 70dBA




Ø 560


606FR047 TROFAZNI

YWF4D-560-S-137/50-G

- Napon: 380V
- Struja: 1,25A
- Snaga: 600W
- Obrtaja: 1300/min
- Protok vazduha: 8800m³/h
- Nivo buke: 75dBA



Ø




designed by
MATA

Ø 600

606FR121 TROFAZNI

YWF4D-600-S-137/70-G

- Napon: 380V
- Struja: 1,6A
- Snaga: 780W
- Obrtaja: 1350/min
- Protok vazduha: 10820m³/h
- Nivo buke: 78dBA




Ø 600 - spori

606FR122 TROFAZNI

YWF6D-600-S-137/70-G

- Napon: 380V
- Struja: 1,4A
- Snaga: 500W
- Obrtaja: 900/min
- Protok vazduha: 8060m³/h
- Nivo buke: 72dBA




Ø 630

606FR143 TROFAZNI

YWF4D-630-S-137/70-G

- Napon: 380V
- Struja: 1,6A
- Snaga: 800W
- Obrtaja: 1320/min
- Protok vazduha: 12200m³/h
- Nivo buke: 78dBA




Ø 630 - spori

606FR050 TROFAZNI

YWF6D-630-S-137/70-G

- Napon: 380V
- Struja: 1,45A
- Snaga: 550W
- Obrtaja: 900/min
- Protok vazduha: 8830m³/h
- Nivo buke: 75dBA




Ø 300 - premente

606FR146 MONOFAZNI

YWF4E-300-B-92/35-G

- Napon: 220V
- Struja: 0,42A
- Snaga: 85W
- Obrtaja: 1350/min
- Protok vazduha: 1664m³/h
- Nivo buke: 58dBA




Ø 350 - premente

606FR137 MONOFAZNI

YWF4E-350-B-102/34-G

- Napon: 220V
- Struja: 0,65A
- Snaga: 140W
- Obrtaja: 1380/min
- Protok vazduha: 2270m³/h
- Nivo buke: 62dBA




Ø 400 - premente

606FR148 MONOFAZNI

YWF4E-400-B-102/47-G

- Napon: 220V
- Struja: 0,82A
- Snaga: 180W
- Obrtaja: 1380/min
- Protok vazduha: 3541m³/h
- Nivo buke: 68dBA




Ø 450 - premente

606FR149 MONOFAZNI

YWF4E-450-B-102/60-G

- Napon: 220V
- Struja: 1,20A
- Snaga: 250W
- Obrtaja: 1350/min
- Protok vazduha: 4620m³/h
- Nivo buke: 68dBA




Ø 500 - premente

606FR039 MONOFAZNI

YWF4E-500-B-137/30-G

- Napon: 220V
- Struja: 1,95A
- Snaga: 420W
- Obrtaja: 1300/min
- Protok vazduha: 6420m³/h
- Nivo buke: 72dBA




Ø 550 - premente

606FR200 TROFAZNI

YWF4D-550-B-137/50-G

- Napon: 380V
- Struja: 1,20A
- Snaga: 600W
- Obrtaja: 1300/min
- Protok vazduha: 8720m³/h
- Nivo buke: 75dBA



Ø 250 - okrugli ram

606FR150 MONOFAZNI

YWF-4E-250-S-92/25-R

- Napon: 220V
- Struja: 0,23A
- Snaga: 50W
- Obrtaja: 1380/min
- Protok vazduha: 730m³/h
- Nivo buke: 55dBA



okrugli ram

606FR154 MONOFAZNI

YWF4E-350-S-92/35-R

- Napon: 220V
- Struja: 0,65A
- Snaga: 140W
- Obrtaja: 1380/min
- Protok vazduha: 2270m³/h
- Nivo buke: 62dBA



Ø 250 - cilindrični

606FR151 MONOFAZNI

YWF-4E-250-S-92/25-T

- Napon: 220V
- Struja: 0,23A
- Snaga: 50W
- Obrtaja: 1380/min
- Protok vazduha: 730m³/h
- Nivo buke: 55dBA



Ø 300 - cilindrični

606FR152 MONOFAZNI

YWF-4E-300-S-92/35-T

- Napon: 220V
- Struja: 0,42A
- Snaga: 85W
- Obrtaja: 1350/min
- Protok vazduha: 1664m³/h
- Nivo buke: 58dBA



Ø 350 - cilindrični

606FR153 MONOFAZNI

YWF-4E-350-S-92/35-T

- Napon: 220V
- Struja: 0,65A
- Snaga: 140W
- Obrtaja: 1380/min
- Protok vazduha: 2270m³/h
- Nivo buke: 62dBA

